











HURAWALHI ISLAND RESORT SNORKEL MAP

 Snorkelling Site
 Snorkelling & Swimming Prohibited
 Caution Strong Currents
 Snorkelling & Swimming Prohibited
 Snorkel with Caution
 Wave Breakers
 Snorkel Buoy
 1 - 3 Beginner Snorkelling
 4 - 9 Novice Deep Water Snorkelling
 10 - 17 Advanced Snorkelling



Snorkelling Guidelines

Go to Prodivers Center for your snorkeling equipment, safety vest, and briefing where is the best snorkling on Hurawalhi.

- Never snorkel alone
- Always wear fins
- Do not stand on the corals or touch anything underwater.
- Only snorkel in the designated areas which match your experience and abilities:

Beginner: Never swum or snorkelled in the ocean or deep water. Remain in shallow water, snorkel with a buddy, wear fins and a snorkel vest.

Novice: A fair swimmer, experienced swimming in the ocean and confident in deep water. Snorkel with a buddy, wear fins and recommended to wear a snorkel vest.

Advanced: A good and confident swimmer, experienced in deep water and currents. Snorkel with a buddy, wear fins and recommended to wear a snorkel vest.

Please pop into the dive center for a briefing on snorkelling around Hurawalhi to ensure you remain safe and enjoy the incredible reefs around the island.